

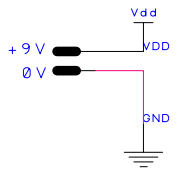
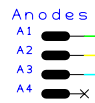
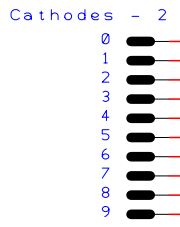
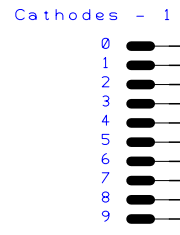
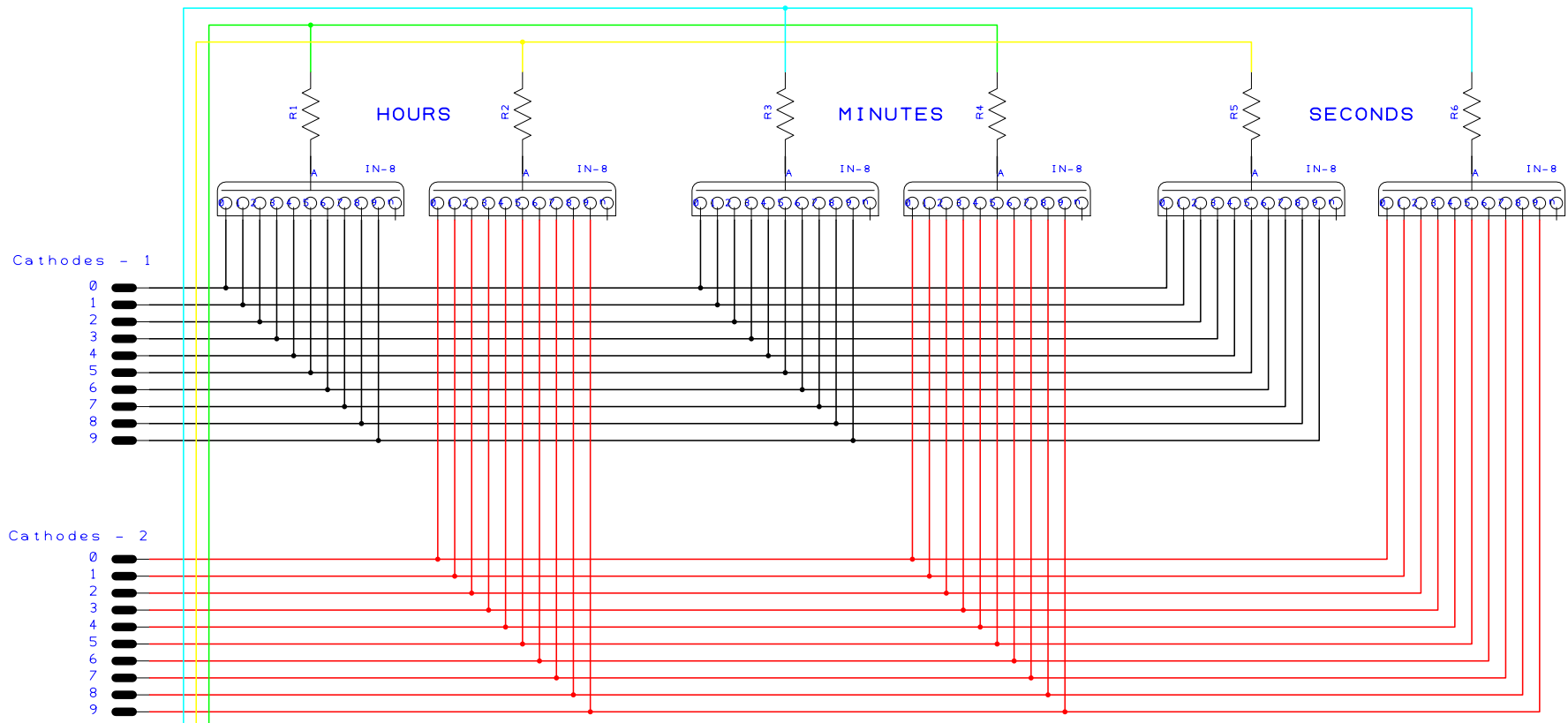
A B C D E F

1

2

3

4



Cathodes-1 odd tube number 1-3-5
Cathodes-2 even tube numbers 2-4-6

Anodes A1 anodes 1.4
Anodes A2 anodes 2.5
Anodes A3 anodes 3.6
Anodes A4 spare (for future use)

+9V for LED Backlighting
0V for LED Backlighting

Note: R1 - 6 value for Nixie tube used
a value of 27K ohms @ +170V = 2mA
22K ohms = 2.3mA
20K ohms = 2.5mA
18K ohms = 2.8mA
15K ohms = 3.2mA
12K ohms = 3.5mA
10K ohms = 4.1mA

| | | |
|---------------------------------|--|--|
| PROJECT: Nixie Tube Connections | | |
| DRAWING TITLE: NTC-1.0 | | |
| DRAWN BY: RLB DESIGNS | | |
| REVISION: 1.0 | | |
| SHEET: 1 OF 1 | STATUS: | |
| DATE: 18-03-2015 | DESIGNSPARK PCB available for FREE at www.DesignSpark.com/PCB | |